























STANDARD FEED THROUGH TERMINAL BLOCKS

These Feed Through Terminal Blocks are the most versatile terminals for Control, Automation, Instrumentation and Power Distribution applications. A specially designed flexible foot enables easy mounting and dismounting from the mounting rail with the help of a screw driver. These Terminal Blocks have marker holding recesses to accept marking tags for circuit identification. Cross connection can be achieved with the aid of shorting links / sleeves & screws.

The terminals marked with  can be used in potentially explosive atmosphere. For detailed information refer page 119.

CTS16U



Terminal Block Pitch		12 mm
Height x Width		47 x 43 mm
Connection Possibility	Stranded Wire Solid Wire	2.5 to 16 sq.mm 2.5 to 25 sq.mm
Stripping Length		16 mm
Insulation Material / Comparative Tracking Index		Polyamide 66 / I
Type of Connection		2 screw clamps and 1 tapped hole for cross connection
Approvals		  
Rated Connecting Capacity		22-6 AWG 2.5-16 sq.mm 20-4 AWG
Voltage Rating		600 V 800 V 600 V
Rated Impulse Voltage/Pollution Degree		70 A 8 KV / 3 76 A
Current Rating		70 A 76 A 85 A
Torque		14 lb-in 2.0 Nm 14 lb-in
Other Approvals		  
		Type Cat. No. Std. Packing in Pcs.
Terminal Block		CTS16U 50
End Plate		
Partition Plate		
Separator Plate		SP6/10U 100
Mounting Rail		CA501 50 m CA701 50 m CA701-15 50 m
End Clamp		CA702 50 CA802 50
Pre Assembled Shorting Links		2 way CA751/2 50 3 way CA751/3 50 4 way CA751/4 50 10 way CA751/10 10 100 way
Insulated Pre Assembled Shorting Link		2 way CA761/2 50 3 way CA761/3 50 4 way CA761/4 50 10 way CA761/10 10 100 way
Permanent Shorting Links		2 way CA703/8 100 3 way CA704/8 100 4 way CA705/8 100 10 way CA739/10 100 10 way (Breakable)
Short Sleeve & Screw for Quick Permanent Shorting		CA707/S/Q/1 100
Removable Shorting Links		
Long Sleeve & Screw for Temporary Shorting		
Insulated Comb Type Shorting Link		2 way 3 way 4 way 10 way
Test Socket		CA707/TS/05 100
Marking Tags (K Type) Continuous Tag		CA509/K12 100 CA509/K6F 10

* 40 Amp with two 12 AWG wires
35 Amp with one 10 AWG wire